



36"
Square

24"
Square

48"
Octagon
or Square

66"/84"
Square / Octagon

CUPOLA INFO

CUPOLAS

- Prepainted 29 ga construction
- 24", 36" and 48" square ship knocked-down
- 66" square & 48"/84" octagons ship assembled
- Available in over 100 standard colors plus Kynar
- Roof and sides interlock for weather-tight connection
- All metal edges hemmed; no need to worry about red-rust
- Bird screen available upon request to cover curb openings

LIGHT
GAUGE
STEEL




Assembly Video



CUPOLA ROOF

Model: C240/C360/C480/C660

- 24" x 24", 36" x 36", 48" x 48", 66" x 66"
- Installs on top of the side sections
- Ships knocked down (66" is assembled)




CUPOLA STRUCTURE



CUPOLA SIDES W/ WINDOWS

Model: C245W/C365W/C485W/C665W


- 24" x 24", 36" x 36", 48" x 48", 66" x 66"
- Installs on top of the flashing
- Ships knocked down (66" ships assembled)
- (36" shown above)



CUPOLA SIDES W/ LOUVERS

Model: C245/C365/C485/C665

- 24" x 24", 36" x 36", 48" x 48", 66" x 66"
- Installs on top of flashing
- Ships knocked down (66" ships assembled)




STANDARD FLASHING KIT

Model: C241/C361/C481

- 6-piece standard flashing kit
- Specific roof pitch must be ordered
- Wood support curb is field fabricated
- Ships knocked down

UNIVERSAL BASE

- Factory assembled base that requires no wood curb
- The Universal Base ships with enclosed top for non-vented applications but can also be requested as vented



PITCH	MODEL #
1/12 - 7/12	C242/C362/C482/C662
7+/12 - 12/12	C242HP/C362HP/C482HP

UNIVERSAL BASE

- Mounts on top of steel roofing or purlins
- Both new construction and retrofits utilize the same base
- 50+ powder coat colors available
 - For colors outside our powder coat color offering, flashing sets are available for pitches 1/12-7/12 (fasten flashing set to the universal base on site)




66" square cupola w/ louvered sides

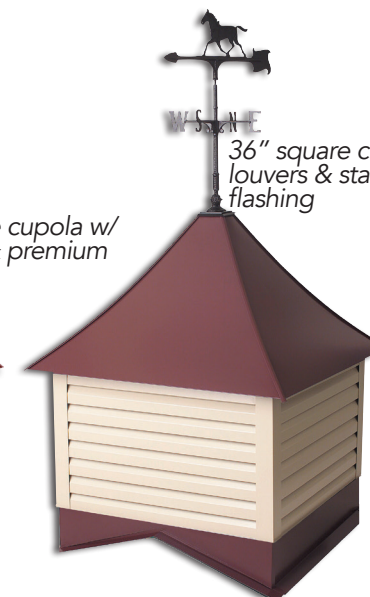
LARGE Cupolas

- ◆ 18 ga. welded frame; Prepainted roof & wall louvers
- ◆ Roof and sides assembled at the factory
- ◆ 66" square height w/ louvers is 80.5"; 66" square height w/ windows is 84" (w/out weathervane); 48" octagon height is 77" & the 84" is 134¹/₈" (louvers or windows; w/out weathervane)
- ◆ Flashing trim is available from MWI. With flashing sets, the mounting curb is made on site by the contractor (build your own wooden curb)
- ◆ Universal base also available. Ships assembled separate of the roof and side assembly. Eliminates the need to have to build your own wooden curb onsite

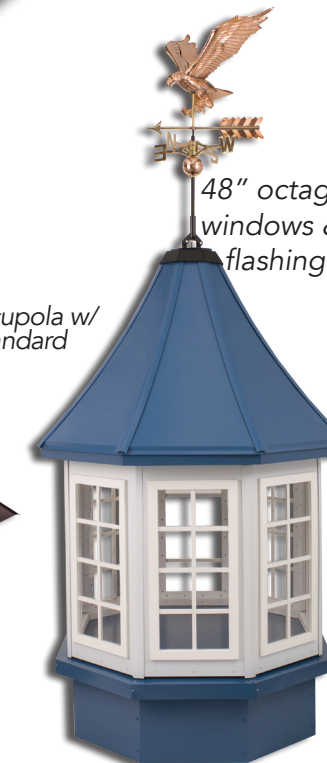
MORE INFO



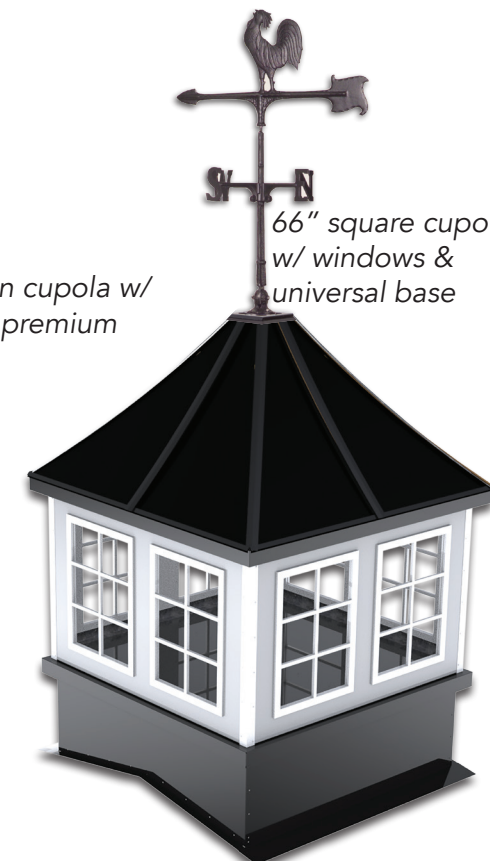
24" square cupola w/ windows & premium flashing



36" square cupola w/ louvers & standard flashing



48" octagon cupola w/ windows & premium flashing



66" square cupola w/ windows & universal base

BASE SIZE	24" x 24" Square	36" x 36" Square	48" x 48" Square	66" x 66" Square	48" Octagon	84" Octagon
WINDOW GRIDS	2 x 2	3 x 2	3 x 2	2 x 3	2 x 4	2 x 5
TOTAL HEIGHT (without base)	32.5"	48"	67 ³ / ₈ "	80.5" w/ louvers 84" w/ windows	77"	134 ¹ / ₈ "
BUILDING WIDTH*	24' - 30'	36' - 40'	48' - 60'	User Defined	User Defined	User Defined
BUILDING LENGTH*	24' on Center	36' on Center	48' on Center	User Defined	User Defined	User Defined
WEATHERVANE*	24" or 30"	30"	46"	46" or Larger	46" or Larger	46" or Larger

*Recommended; Contact MWI for details • Building width determines cupola size. • Building length determines cupola quantity • On Center: measures the center of one cupola to the center of the next. Ex: (2) 24" cupolas will measure 24' from the center of one cupola to the center of the next on a building roof.

Also available: wind kits, curb caps, bird screen (hardware cloth) & custom color window grids.

Weathervanes

find your finishing touch on our weathervane brochures



Which ornament will
you choose?